

Arkansas Department of Education

Consolidated State Application Accountability Plan

As Amended April 2003

Amended April 18, 2003¹

Critical Element	SEA Response
<p>1.1 How does the State Accountability System include every public school and LEA in the State?</p>	<p>The foundation of the Arkansas plan is based in the Arkansas Comprehensive Testing Assessment and Accountability Program (ACTAAP) as adopted by the State Board of Education and referenced in Arkansas Statute. This plan requires that every school participate in the State assessment system and thus includes all schools. The reader may refer to this document in its entirety via the State Education Agency (SEA) Web site.</p> <p>http://arkedu.state.ar.us/actaap/index.htm</p> <p>State Supported Schools</p> <p>Arkansas has three State-supported schools that receive no local funds. These schools include:</p> <p>Arkansas School for the Blind (K-12)</p> <p>Arkansas School for the Deaf (K-12)</p> <p>Arkansas School for Mathematics and Sciences (11-12)</p> <p>The Arkansas School for the Blind and Arkansas School for the Deaf are residential special purpose schools serving students from across the state who have these disabilities. Some students attending have multiple disabilities. All, 100%, of these students participate in the state assessment system. A small percentage take the Benchmark tests with no accommodations, most take the regular assessments with</p>

¹ Other Amendments - August 2003 and June 2004

Critical Element	SEA Response
	<p>accommodations, and all others complete the alternate portfolio assessments. Scores for these schools are reported publicly as are other schools. Both of these school have in the past and will continue to participate fully in the State Accountability system, the scores will be included in the report card and AYP for these schools will be determined in the same manner as any other school. However, since these schools serve a special population, are residential schools serving students from throughout the state, and are established by state statute some sanctions may not apply.</p> <p>The Arkansas School for Mathematics, Sciences and Arts (ASMSA) is a residential school serving students based on application and demonstrated academic proficiency, especially in mathematics and science. This school only serves students who are juniors and seniors. All but a very small percentage of these students have completed the Algebra I and geometry end-of-course tests at their home school prior to selection to ASMS. All students attending ASMS participate in the state end-of-course assessment in literacy. Student scores are reported individually and as a school. In the very unlikely event that an ASMS student has not taken the Algebra I or geometry end-of-course test with scores reported at their home school, they are required to complete those tests and the scores are reported by ASMSA.</p> <p>(Amendment 2007)</p> <p>Beginning with the 2006-2007 school year, end-of-course and grade 11 literacy scores shall be included and credited to the school district the student attended immediately prior to transferring to the ASMSA. Rule Governing the Assessments Scores for Students Attending the Arkansas School for Mathematics, Sciences and the Arts of the University of Arkansas (End of Amendment 2007)</p> <p>Charter Schools</p> <p>Students in all open enrollment charter schools fully participate in the SEA assessment program.</p> <p>Schools for which there is no Tested Grade(s)</p>

Critical Element	SEA Response
	<p>In Arkansas, schools are configured in a multiplicity of ways – there are 57 different grade-level combinations. Among these are a small number of schools such as a single-grade kindergarten center and schools having some combination of kindergarten through Grade 2. The SEA proposes to document from the Local Education Agencies (LEAs) a pairing of schools that do not include a tested grade in such a way that each is linked to one or more schools having a tested grade. In these cases when the school with a tested grade fails to meet the accountability requirements, then the “feeder” school(s) will also be required to meet the same sanction/reward status as the school having the tested grade(s).</p> <p>In the case(s) of an LEA that may have a divided high school – Grades 9-10 on one campus and Grades 11-12 on another campus – those schools will be paired and considered as one unit.</p> <p>Juvenile Detention Institutions</p> <p>The Division of Youth Services, which is an agency under the Department of Human Services, operates juvenile detention institutions. This agency is not operated by the SEA nor does the SEA have any oversight for programming provided for individuals who are sentenced there for long-term offenses or for those who are incarcerated for a short term sentence. Further, those entities are not defined as a school. Individuals of school age who would be assigned to one of these institutions by the court system are not counted as enrolled in any school or district. Individual units from the SEA provide consultative service to these entities, but those students are not engaged in an instructional setting that is part of the State’s K-12 school system nor are they assessed by the State’s assessment system.</p> <p>Should a student be enrolled in a local school district on or before October 1 of any school year then become incarcerated for a period of time during the year and return to the local school, that student would be required to take the appropriate assessment, but that student’s scores would be included with the state-level reporting, not reporting at the LEA level.</p>

Critical Element	SEA Response
	<p>Dialogue is underway to explore ways to assure any instruction provided to residents of the juvenile detention system is based on state content standards and that short-term students are prepared to take the state assessments should they be returned to the local district prior to the onset of testing for that year.</p> <p>Legislation was introduced and adopted in the 2003 session of the Arkansas General Assembly bring ACTAAP (the State's accountability system) it into full compliance with NCLB and the AYP provisions. The legislation became law on July 1, 2003. Subsequent rules and regulations were required by the State's Administrative Procedures Act and were adopted by the State Board of Education and the Rules Committee of the Arkansas General Assembly.</p>
<p>1.2 How are all public schools and LEAs held to the same criteria when making an AYP determination?</p>	<p>All public schools and LEAs are subject to the same performance system. The SEA makes no distinction between schools based on grade level, size of school, poverty status or other disaggregating factor. The local schools and LEAs all administer the same statewide assessments under the ACTAAP system and the results from those examinations comprise the data from which AYP decisions are made.</p> <p>In previous years Arkansas has operated under a dual system of rewards and sanctions – one driven by federal programs (Title I specifically) and another based on statutes referred to as Academic Distress. Under ACTAAP and NCLB, the SEA and State Board of Education have adopted policy that assures only one system will be used to determine the performance of LEAs and determine AYP for each school and its sub-populations.</p> <p>All AYP calculations are made through the Office of Research Management and Evaluation (ORME) at the University of Arkansas. ORME receives the data directly from the scoring company and works with SEA staff to validate the data and “clean” it for processing. It is ORME's responsibility to apply the AYP formula to the combined population and to each subgroup thus providing a report to each school, district and the SEA. SEA staff reviews the process prior to distribution to schools and publicly reporting the data.</p>
<p>1.3 Does the State have, at a minimum, a definition of basic, proficient and advanced student achievement levels in</p>	<p>ACTAAP identifies four (4) proficiency levels. These levels are identified as below basic, basic, proficient, and advanced for Grades 3-8, end-of-course tests and high school literacy.</p>

Critical Element	SEA Response				
reading/language arts and mathematics					
1.4 How does the State provide accountability and adequate yearly progress decisions and information in a timely manner?	<p>The SEA is committed to reporting test scores, information on AYP, and other accountability reporting in a timely manner that will meet the requirements of NCLB. The SEA vendor contract for the scoring and reporting of data provides for a 90-day turnaround. The SEA works with the contractors, the Technical Advisory Committee² and the Office of Research, Measurement and Evaluation (ORME) to respond in a timely manner to scoring and reporting of data from the assessment system.</p> <p>The SEA appointed Curriculum Review Committees to advise on content, alignment and other coverage issues related to the English Language Arts Content Standards (2003) and the Mathematics Content Standards (2004). The work of these committee led to revised curriculum documents and updated assessments.</p> <p>The SEA policy provides for administration of the tests that comprise the assessment system each year. It is currently under consideration to administer the writing part of the assessment as early as February. This earlier administration date would allow the hand scoring to begin early and be complete in time to merge student scores with the other test responses that are machine scored. (This paragraph replaced 2/2006)</p> <p>In an effort to assure completed scoring in keeping with NCLB requirements, the writing assessment was moved to a February administration beginning with the 2005-2006 assessment. Revised content standards, assessments, and related documents were submitted for peer review in November 2005.</p> <p><i>Timeline for Delivery of AYP Information to Schools and Parents Based on 2002-2003 data for 2003-2004 School Year</i></p> <table border="1" style="width: 100%; margin-top: 10px;"> <thead> <tr> <th style="width: 50%;">Date</th> <th style="width: 50%;">Action</th> </tr> </thead> <tbody> <tr> <td> </td> <td> </td> </tr> </tbody> </table>	Date	Action		
Date	Action				

² The Technical Advisory Committee is composed of nationally recognized testing experts, psychometricians, and state testing directors. They advise the SEA concerning policy issues related to the assessment system.

Critical Element	SEA Response	
	<i>May 1</i>	All completed test materials delivered to contractor for scoring. Current contract provides for a 90-day turn around for scoring.
	<i>August 1</i>	Delivery of results to SEA
	<i>August 4</i>	Transmittal of results to ORME for processing and calculation of AYP
	<i>August 8</i>	Electronic transmission of data to schools
	<i>August 15</i>	Deadline for schools to notify parents of students entitled for choice and/or supplemental services for the 2003-2004 school year
	<i>August 20</i>	School starts
	<i>August 22- Sept 5</i>	Parents exercise choice options
	<i>September 1</i>	Parents exercise supplemental service options
<p>(Amendment 2005)</p> <p>Add the following: applicable for 2005-2006 determination only.</p> <p><i>Determining AYP in a Timely Manner for 2005-2006</i></p> <p>It is proposed that AYP determination in mathematics based on spring 2005 assessments for the 2005-2006 school year continue to be calculated in the same manner as for the recent years, specifically to use only assessments from Grades 4, 6, 8, Algebra I, and Geometry.</p> <p>AYP determinations for literacy shall be based on spring 2005 assessments for the revised tests for Grades 4, 6, and 8 and Grade 11 Literacy – previously described – with new standards which will not be determined until some time after the opening of school. (Reference Section 6.1)</p>		

Critical Element	SEA Response
	<p>Revision of Literacy Content Standards and Exams</p> <p>On February 9, 2004, the State Board of Education adopted revised frameworks for English/Language Arts. These frameworks and subsequent content standards introduced grade-specific student learning expectations as opposed to standards for grade-level clusters. Subsequently, the Literacy Benchmark exams for grades 4, 6 and 8 and the Grade 11 Literacy exam were revised to reflect the new frameworks and content standards. This work of revising the tests was completed prior to March 2005, resulting in new tests for each of the identified grade levels. These revised tests were administered in March 2005 for the first time.</p> <p>Revisions in the Grades 4, 6, and 8 and high school Grade 11 Literacy tests include new items added based on revised content standards and a change in weighting for the writing rubric. The weighting change was made at the recommendation of the Technical Advisory Committee. As a result, the current performance levels will no longer be appropriate for determining student performance levels.</p> <p>Upon the state's receiving raw score data from the Literacy tests, a standards setting process will occur to establish performance levels, which will be linked to impact data. The standards setting must occur prior to the State having data from which to determine Adequate Yearly Progress for the 2005-2006 school year.</p> <p>Establishing Adequate Yearly Progress for 2005-2006 School Year</p> <p>With the advent of new tests in literacy it becomes essential to engage in a new standard setting process that will lead to establishing new performance levels. The stages for accomplishing the technical aspect of the process are projected:</p> <p>Receiving individual student scores from the testing contractor – July 1</p>

Critical Element	SEA Response
	<p>Convening the Standard Setting Committee and recommend performance levels</p> <p>Submit performance level recommendations to State Board of Education for review and approval</p> <p>Submit data from literacy assessment to contractor to determine AYP for schools and districts.</p> <p>Since this work is very technical and requires utmost accuracy, the SEA recognizes the need to act with diligence; however, time for careful review by the Technical Advisory Committee and quality control actions on the work of determining AYP are essential. In a letter dated November 16, 2004, the SEA notified the Department (Dr. Jacquelyn C. Jackson) of the pending timeline for accomplishing this work, which will be after the opening of school in August 2005. A copy of that letter is attached.</p> <p>Once AYP determination is made, the SEA will immediately notify schools of the final status.</p> <p>Interim Notification of Schools Required to Offer Choice and Supplemental Services</p> <p>The SEA notified schools prior to the close of school for the 2004-2005 year (May 20, 2005) of the revision required in standard setting for the literacy exam and the ensuing timeline for final determination of AYP. With that notification schools that failed to made adequate yearly progress for two or more years (previously designated in school improvement but did not make progress) were informed that regardless of the outcome of the assessments they were required to provide choice options and supplemental services, where applicable, with the opening of school in August. There were 137 of those schools.</p> <p>The SEA notified schools who failed to made adequate yearly progress for one year (95 schools) and those previously identified in school improvement but made adequate yearly progress in 2005-2006 (169 schools) prior to the close of the school year for the 2004-2005 year of the</p>

Critical Element	SEA Response				
	<p>pending delay in final AYP determination. The SEA advised those schools that they should be prepared to immediately notify students of supplemental services and/or choice options should the new AYP determination show that the school failed to make adequate yearly progress. (End of Amendment 2005)</p> <p>Amendment (2009)</p> <p>Arkansas will invoke the “delay provision” in section 1116(b)(7)(D) of the ESEA for five school districts (Corning, Piggott, Rector, Marmaduke, and Mena) that closed their schools for an extended period of time during the 2008–09 school year due to severe weather conditions (a severe winter ice storm and, in the case of Mena, a tornado) and facility repairs. In accordance with section 1116(b)(7)(D), these five districts may delay, for a period not to exceed one year, implementation of the requirements to advance to the next level of improvement, corrective action, or restructuring (ESEA sections 1116(b)(5), 1116(b)(7), and 1116(b)(8)) if a school fails to make AYP due to the severe weather conditions. Note that the delay provision may only be implemented with respect to a school whose failure to make AYP was in fact caused by the natural disaster.</p> <table border="1" data-bbox="586 1318 1468 1875"> <tr> <td data-bbox="586 1318 1040 1383"></td> <td data-bbox="1040 1318 1468 1383"></td> </tr> <tr> <td data-bbox="586 1383 1040 1875"> <p>If a school within a district that is approved to implement the delay provision makes AYP using 2008–09 assessment data.</p> </td> <td data-bbox="1040 1383 1468 1875"> <p>The school is not affected by the district’s implementation of the delay provision and must be given its earned AYP designation.</p> <p>The school will either retain its current designation if this is the first year it makes AYP or it will exit improvement if this is the second year it makes AYP.</p> </td> </tr> </table>			<p>If a school within a district that is approved to implement the delay provision makes AYP using 2008–09 assessment data.</p>	<p>The school is not affected by the district’s implementation of the delay provision and must be given its earned AYP designation.</p> <p>The school will either retain its current designation if this is the first year it makes AYP or it will exit improvement if this is the second year it makes AYP.</p>
<p>If a school within a district that is approved to implement the delay provision makes AYP using 2008–09 assessment data.</p>	<p>The school is not affected by the district’s implementation of the delay provision and must be given its earned AYP designation.</p> <p>The school will either retain its current designation if this is the first year it makes AYP or it will exit improvement if this is the second year it makes AYP.</p>				

Critical Element	SEA Response	
	<p>If a school within a district that is approved to implement the delay provision misses AYP for the first time based on assessments administered in 2008–09.</p>	<p>The school is not affected by the district’s implementation of the delay provision.</p>
	<p>If a district implements the delay provision for a school that was identified for improvement, corrective action, or restructuring in the 2008–09 school year (<i>i.e.</i>, based on the results of assessments administered in 2007–08).</p>	<p>The school’s existing school improvement status (<i>i.e.</i>, as of the 2008–09 school year) will remain in effect for the 2009–10 school year.</p> <p>If such a school again fails to make AYP based on assessments administered in 2009-10, the school will advance on the improvement timeline in the 2010–11 school year.</p>
	<p>If a district implements the delay provision with respect to a school that did not make AYP for the first time based on the results of assessments administered in 2007–08 and thus was not identified for improvement in the 2008–09 school year.</p>	<p>The school will continue to have no improvement status in the 2009–10 school year.</p> <p>If the school again fails to make AYP based on assessments administered in 2009–10, it will then be identified for improvement in the 2010–11 school year.</p>
	<p>If a district implements the delay provision (<i>i.e.</i>, because a school fails to make AYP based on assessments administered in 2008–09 due to the natural disaster) with respect to a school that was previously identified for improvement but made AYP for the first time based upon assessments administered in 2007–08.</p>	<p>The school makes AYP based on assessments administered in 2009–10, that school will exit school improvement prior to the 2010–11 school year.</p>

Critical Element	SEA Response
<p>1.5 Does the State Accountability System produce an annual State Report Card?</p>	<p>The SEA produces an annual report card. The report found on the SEA Web site at http://www.as-is.org contains all required data elements described in Appendix A of the Workbook except for reporting by subpopulations. The SEA has revised the reporting format to include these required elements and will be displayed beginning with the 2002-2003 school year data. A proposed revision template is presented as an attachment. This template includes each of the required subgroups and the structure for reporting across the spectrum of content and years.</p> <p>The scheduled date for release of report card information has been revised to conform to the requirements of NCLB legislation and guidance. Current SEA policy does not require publishing the report card information prior to the beginning of the academic year.</p> <p>By State statute, Arkansas is an English-only state and as such all instruction and reporting information is in English. The SEA will work with LEAs to make available translators on a case-by-case basis.</p> <p>Graduation rates are reported consistent with the definition as applied by the National Center for Educational Statistics. Prior to 2004-2005, those data were not available disaggregated by sub-groups. Revisions in collection and calculation have been made and will be reported for the first time in 2005-2006.</p>
<p>1.6 How does the State Accountability System include rewards and sanctions for public</p>	<p>SEA policy as adopted by the State Board of Education provides for the establishment of one system of rewards and sanctions. ACTAAP describes rewards and sanctions based on the assessment system and</p>

Critical Element	SEA Response
schools and LEAs?	<p data-bbox="581 401 915 428">"other" academic indicators.</p> <p data-bbox="581 527 1442 737">The proposed system is consistent with the requirements of NCLB. With the adoption of Act 1467 of 2003 by the Arkansas General Assembly, Arkansas' accountability system is fully aligned with the requirements of NCLB. Subsequently, State Board of Education has revised rules regarding Academic Distress and the model that is used to set those sanctions as well as the process for removing schools so placed. (Note: Rules were revised consistent with legislation – adopted June 2004.)</p> <p data-bbox="581 835 1458 1192">Also, for the 2001-2002 school year, the SEA developed a model that provided rewards to schools for a combination of absolute performance and improvement as compared to "like" schools. The Committee of Practitioners is strongly committed to maintaining such a model as a way of encouraging lower performing schools that make greater than expected gains. The SEA policy advisors and the State Board are aware of the need for some revision of the model that recognizes high performance schools and governs rewards, but believes there is merit in the model that compares a school with other schools having like demographic characteristics. Funds, in addition to those that may be available from NCLB, are available from which the SEA makes incentive awards to local schools.</p> <p data-bbox="581 1291 695 1318"><i>Rewards</i></p> <p data-bbox="581 1417 1432 1564">Rewards will be based on a system structured to recognize schools that demonstrate and maintain high performance over time and to recognize schools that demonstrate growth on the state-mandated indicators. Rewards also can be used to highlight individual schools so that their practices can be adapted in other schools and districts across the state.</p> <p data-bbox="581 1663 1464 1898">Trend goals will be established for cohorts of students using cross-sectional data from the same indicator (e.g. Primary Benchmark Exam). Statistical techniques will be developed, by averaging multiple years of data, to minimize the inherent volatility associated with the natural variation in performance of these different groups. This means that if a school is continuing to improve, the trend will be a consistent indicator that fewer students are below proficient, with the effect of "off-year" or "good-year" performance minimized.</p>

Critical Element	SEA Response
	<p>Improvement goals will be established for the same cohort of students using a longitudinal database. As students progress from grade to grade, \</p> <p>Each year the ADE will recognize individual schools that demonstrate exceptional performance in two categories:</p> <p>Performance Awards - Absolute levels of student achievement and other indicators.</p> <p>Growth Trend and Improvement Awards – Recognized growth trends and improvement in student achievement and other indicators.</p> <p>All award categories, which could include cash payments to individual schools, will be implemented as the indicator performance levels are established through the standard setting process.</p> <p>The focus of any cash awards must be to enhance the capability of the school to better serve its students. Awarded funds shall be used to expand programs, provide additional materials and supplies, support technology, provide bonuses to staff, or make possible other enhancements that serve the needs of the school or children.</p> <p><i>Sanctions</i></p> <p>Sanctions are applied for the purpose of improving teaching and learning, not for punishing schools or the people in them. Intervention from the state is not meant to be a permanent solution to unacceptable student achievement, but a way to help local schools improve student performance. It is expected that individual schools and districts will monitor their own progress and take corrective steps to improve student achievement prior to intervention from the state.</p> <p>School Improvement</p>

Critical Element	SEA Response				
	<p>The State Board of Education in concurrence with current federal legislation established a system of school and school district performance based on student results from the mandated assessment system. The Board established a level of performance from which each school and school district in the state will be compared. Also, the Board established a series of expected annual increments to be known as “adequate yearly progress.” Adequate yearly progress was established by determining the gap between the established starting point and 100% proficient and distributing the gap so that all student reach proficiency by the 2013-2014 school year. Schools and school districts that fall below the established starting point and fail to make expected progress will be subject to sanctions.</p> <p>When a school or school district falls below the initial starting point or in subsequent years is below the expected performance level for two consecutive years that school or school district is identified in school improvement</p> <p style="text-align: center;">School Improvement Status</p> <table border="1" style="margin-left: auto; margin-right: auto; border-collapse: collapse;"> <thead> <tr> <th style="width: 50%; padding: 5px;">Time Line</th> <th style="padding: 5px;">Required Status and Action</th> </tr> </thead> <tbody> <tr> <td style="padding: 5px;">First year a school's performance is below AYP starting point or first year a school or school district fails to make adequate yearly progress</td> <td style="padding: 5px;">Alert Status – Review school improvement plan and establish professional development needs for faculty and staff³</td> </tr> </tbody> </table>	Time Line	Required Status and Action	First year a school's performance is below AYP starting point or first year a school or school district fails to make adequate yearly progress	Alert Status – Review school improvement plan and establish professional development needs for faculty and staff ³
Time Line	Required Status and Action				
First year a school's performance is below AYP starting point or first year a school or school district fails to make adequate yearly progress	Alert Status – Review school improvement plan and establish professional development needs for faculty and staff ³				

³ Any public school or school district classified as in school improvement shall develop and file with the ADE a revised comprehensive school improvement plan, which shall be designed to provide the opportunity for all students to demonstrate proficiency on all portions of the state mandated criterion-referenced assessment. That plan shall include strategies to address the achievement gap existing for any identifiable subgroup previously listed.

Critical Element	SEA Response				
	<p>Second year of a school's failure to make AYP.</p>	<p>School Improvement Status – School must provide choice option for students to attend another school in the district not in improvement. May, at the option of the school/district offer supplemental services if choice is not an option.</p>			
	<p>Third year of a school's failure to make AYP</p>	<p>School Improvement Status – School must continue to provide choice and add the option of supplemental services to students who qualify.</p>			
	<p>Fourth year of a school's failure to make AYP</p>	<p>School enters corrective action status – The State is required to establish and implement a plan of corrective action</p>			
	<p>Fifth year of a school's failure to make AYP.</p>	<p>Reconstruction status – the State is required to act to restructure the identified school.</p>			
	<p>School District Improvement Status</p>				
	<table border="1"> <thead> <tr> <th data-bbox="1026 1451 1221 1516">Timeline</th> <th data-bbox="1221 1451 1481 1516">Required Status and Action</th> </tr> </thead> <tbody> <tr> <td data-bbox="1026 1516 1221 1879"> <p>First year a school district fails to make Adequate Yearly Progress and subsequent years</p> </td> <td data-bbox="1221 1516 1481 1879"> <p>Each year the school district fails to make adequate yearly progress, the district, in addition to any schools in the district that fail to make progress, must develop a district improvement plan that will include in depth disaggregation of student performance data, the development of a district improvement plan, and</p> </td> </tr> </tbody> </table>	Timeline	Required Status and Action	<p>First year a school district fails to make Adequate Yearly Progress and subsequent years</p>	<p>Each year the school district fails to make adequate yearly progress, the district, in addition to any schools in the district that fail to make progress, must develop a district improvement plan that will include in depth disaggregation of student performance data, the development of a district improvement plan, and</p>
Timeline	Required Status and Action				
<p>First year a school district fails to make Adequate Yearly Progress and subsequent years</p>	<p>Each year the school district fails to make adequate yearly progress, the district, in addition to any schools in the district that fail to make progress, must develop a district improvement plan that will include in depth disaggregation of student performance data, the development of a district improvement plan, and</p>				

Critical Element	SEA Response		
	<table border="1" style="margin-left: auto; margin-right: auto;"> <tr> <td style="width: 150px; height: 40px;"></td> <td style="width: 200px; height: 40px;">development of a professional development plan specifically aligned with the identified needs of the entire district staff.</td> </tr> </table> <p>Academic Distress</p> <p>Beginning with the 2002-03 school year, the State Board of Education shall declare any school district in “academic distress” for which 75% or more of its students score at the “below basic” performance level collectively across all grade levels for which criterion-referenced assessments are administered and across all schools in the district.</p> <p>Any public school district classified as in “academic distress” shall have no more than two (2) consecutive school years from the date of notice of identification by the ADE to be removed from academic distress status. If the district fails to be removed from academic distress status within the two (2) consecutive year time period, the State Board of Education shall annex, consolidate or reconstitute that district prior to July 1 of the next school year unless the State Board of Education finds that the school district could not remove itself from academic distress due to circumstances beyond its control.</p>		development of a professional development plan specifically aligned with the identified needs of the entire district staff.
	development of a professional development plan specifically aligned with the identified needs of the entire district staff.		
2.1 How does the State Accountability System include all students in the State?	<p>ACTAAP requires that all students attending the State’s public schools be included in the Accountability System. The reader should refer to the response for Section 1.1 that identifies public schools in the state including Charter Schools; special purpose schools such as the Arkansas School for the Blind, Arkansas School for the Deaf and the Arkansas School for Mathematics and Sciences; and describes pairing of schools not having a tested grade with those schools to which students attend – known as “feeder schools.”</p> <p>In addition to the regular assessments, the State provides two types of alternate assessment for students who are unable to complete those regular assessments: (1) an alternate portfolio assessment for students with disabilities and (2) an alternate portfolio assessment for students that cannot communicate in English (ELL).</p>		

Critical Element	SEA Response
	<p>(Amendment 2007)</p> <p>Based on the 2006 Peer Review of the Arkansas Standards and Assessment system, the State Board of Education approved that all students with limited English proficiency will participate in the regular assessment system with or without accommodations beginning with the 2006-2007 school year. (End of Amendment 2007)</p>
<p>2.2 How does the State define “full academic year” for the identifying students in AYP decisions?</p>	<p>For the purpose of identifying students to participate in AYP decisions at the school level, a “full academic year” means that a student has been in continuous enrollment at a school from October 1 of the school year through and including the initial date of testing.</p> <p>Using the state’s data information system, each school is required to establish enrollment information of each student enrolled as of October 1 of each school year. Student mobility – drops and adds to the enrollment – is tracked in that schools enter dates of enrollment and drops for each student. The SEA will establish a required enrollment date for which schools will confirm student enrollment and from which ORME can validate that a student meets the continuous enrollment criteria.</p> <p>Students who were enrolled in one school in a district on or before October 1 of a school year and transfer to another school within the same district will not be counted toward either school’s AYP calculations, but will be included in the LEA calculations.</p> <p>Students who move from one district in the State to another district in the State and are not in any school continuously between October 1 and the test week will not be counted toward the AYP determination for either (any) of the district(s) attended. However, those students will be tracked by ORME and their progress monitored at the SEA level.</p>
<p>2.3 How does the State Accountability System determine which students have attended the</p>	<p>Student attendance is tracked by the State’s electronic data management system. On October 1 of each school year, each school identifies to the student management system enrollment data, which includes identification</p>

Critical Element	SEA Response
<p>same public school and/or LEA for a full academic year?</p>	<p>numbers for all students attending that school.</p> <p><i>(Also see the response to section 2.2.)</i></p> <p>The SEA student management system requires that each school track student enrollment (or drop) data on an ongoing basis. The system is programmed to track each student from the enrollment date until the student is dropped or until the end of the year. For purposes of determining continuous enrollment, the student management system will download a report on a set date on or about the end of the testing cycle each year that will create a list of students for each school and district in the state that contains all students that have been in continuous enrollment from October 1 through the test date. Those enrollment data are provided to the contractor who uses that roster to determine students whose test scores are to be included in adequate yearly progress for that school or district. Student tracking is possible via a ten-digit student identification number that is on the test document as well as the enrollment document.</p> <p>The SEA will forward to ORME the list of students who meet the “full year” criteria for each school. ORME will then calculate AYP for each school based on the eligible students.</p> <p>Students enrolled in the system who change from one school to another school in the same LEA will be compiled to establish an overall AYP for the LEA. Students who move from one LEA to another LEA within the state will be compiled and their scores used to determine an AYP at the State level.</p> <p>In all cases each student enrolled in a school having a tested grade will be expected to complete the assessment within the administration guidelines as established by the SEA.</p> <p>Should the enrollment of a student be interrupted for temporary medical reasons or for disciplinary actions, that student will be expected to maintain contact with the school and if that student is present at the time of testing, he/she will be required to complete the test and the scores will be</p>

Critical Element	SEA Response
	<p>included in the school's AYP determination. Should a student's enrollment be interrupted for medical or disciplinary reasons – but not permanently withdrawn, and that student is not available to complete the assessment, he/she will be counted as enrolled, but not tested and will be counted against the 5% variance allowed for not completing the assessment.</p>
<p>3.1 How does the State's definition of adequate yearly progress require all students to be proficient in reading/language arts and mathematics by the 2013-2014 academic year?</p>	<p>The State's accountability system, ACTAAP, as revised in Act 1467 of 2003, establishes 2001-2002 as the initial year for tracking student performance under this revised system and requires that all students be proficient in mathematics and reading/language arts by 2013-2014. The revisions required the State to add additional grades tested. The SEA and the State Board of Education are pursuing amendments to the State's accountability rules and regulations. Those are subject to review under the Arkansas Administrative Procedures Act and should be complete on or before August 15, 2003. (Note: Approved in 2003 and revised June 2004)</p> <p>The SEA established a definition and timeline for AYP that will require all students to perform at the proficient or advanced level by the end of the 2013-2014 school year. That definition is based on student performance in reading/language arts and mathematics.</p> <p>The SEA utilized a "three-year" model to determine AYP so that for each school the percent proficient will be determined by dividing the sum of all eligible students tested who scored at or above proficient at each tested grade for each of three consecutive years by the total number of students enrolled for each of the three years. For example a school with grades K-6 would establish its initial percent proficient by determining the number proficient on the Grade 4 Benchmark adding that to the number proficient on the Grade 6 Benchmark for each of three consecutive years beginning with 99-00, 00-01, and 01-02. The percent proficient will be determined by dividing the total number of eligible students into the total number who performed at proficient or above. Each year the oldest data will be dropped and the new scores will be added.</p> <p>A public discussion of the AYP definition proposal was held on January 21, 2003. That session was attended by the Committee of Practitioners, representatives of school administrators, teachers and parent advisory groups. That group strongly endorsed the three-year model and supports the combining of grades and years to improve the stability of student scores.</p>

Critical Element	SEA Response
	<p>In keeping with federal guidelines, SEA policy will utilize the 20% rule to establish a starting point for determining AYP. That determination will establish the proficiency level based on a linear, sequential ranking of the enrollment data of the state's schools. From that starting point, yearly growth will be determined that will result in all students meeting proficiency by the 2013-2014 school year. The model to establish the plateaus is currently being developed by ORME and will be formally presented to the State Board of Education for adoption.</p> <p>(Amendment August 03)</p> <p>One Year or Three Year Composite</p> <p>Schools/Districts may choose to use current year data in lieu of the three-year composite if the current year data is greater than the three-year composite. When an LEA makes a determination, (one year, three-year composite) that LEA must apply that strategy to all accountability determinations for the total group and all subgroups subject to accountability for that year. (End of Amendment 2003)</p>
<p>3.2 How does the State Accountability System determine whether each student subgroup, public school and LEA makes AYP?</p>	<p>The SEA proposes to use a similar model to that described in 3.1 to each of the identified subgroups for which there is a sufficiently large number of students within that subgroup to meet the "n" factor.</p> <p>Reporting for each school will focus on the total population and each identifiable subgroup within that school.</p>
<p>3.2a What is the State's starting point for calculating Adequate Yearly Progress:</p>	<p>Across the school districts in Arkansas there are 57 different configurations of grades that make up the 1150 schools (2003). Careful analysis of these grade-level groupings, based on those that are most common and those that contain the largest number of students, the State opts to use the following grade groupings from which to frame Adequate Yearly Progress determinations.</p> <p>K – 5</p>

Critical Element	SEA Response
	<p>6 – 8</p> <p>9 – 12</p> <p>Further these groupings were determined based on the following factors:</p> <p>These are among the most common school configurations that have middle-level grades.</p> <p>These are the configurations that have the most number of students enrolled</p> <p>This grouping responds to the increasing number of schools that have a middle-level configuration.</p> <p>The SEA working with ORME has calculated and validated a starting point and adequate yearly progress goals for each of the following categories:</p> <p>K-5 Literacy – 42.40 percent proficient</p> <p>K-5 Mathematics – 40.00 percent proficient</p> <p>6-8 Literacy – 35.20 percent proficient</p> <p>6-8 Mathematics – 29.10 percent proficient</p> <p>9-12 Literacy – 35.5 percent proficient</p> <p>9-12 Mathematics – 29.2 percent proficient</p> <p>A data table supporting the “starting point” for each cell in the AYP matrix along with the AYP calculation within each category is attached. (July 2006)</p> <p>These starting points were determined using process described in 3.1.</p> <p>The 9-12 mathematics data will be developed by combining performance</p>

Critical Element	SEA Response
	<p>scores from end-of-course tests in Algebra I and Geometry. Algebra I is traditionally a Grade 9 course and Geometry is traditionally taken by students in Grade 10. AYP will be determined by comparing the number of students proficient or advanced with the number who attempted the test over the past three consecutive years from which a percent proficient is calculated. The process described in 3.1 is used to set the starting point and determine adequate yearly progress.</p>
<p>3.2b What are the State's annual measurable objectives for determining adequate yearly progress?</p>	<p>The SEA proposes to establish the starting point for mathematics and reading/language arts as described in 3.2a. This will be the starting point for the total group (ALL) and each subgroup beginning with 2001-2002 as the baseline year. Twelve equal increments will be established that will ultimately lead each school and each subgroup within that school to 100% proficiency by the 2013-2014 school year.</p> <p>K-5 Literacy – 7.20</p> <p>K-5 Mathematics – 7.50</p> <p>6-8 Literacy – 8.10</p> <p>6-8 Math – 8.96</p> <p>9-12 Literacy – 8.06</p> <p>9-12 Math – 8.85 (July 2006)</p> <p>(Amendment 2003)</p> <p>Each year the SEA shall establish a lower bound confidence interval for the table values based on 0.5 of one standard deviation of the scores for that group. The value established will become the metric for meeting standards. (End of Amendment 2003)</p> <p>(Amendment 2004)</p> <p>Schools that fail to make adequate yearly progress for the total group or any of the required subgroups may invoke the Safe Harbor provision. Safe Harbor requires that the combined group or any subgroup meet the secondary indicator (percent of attendance for elementary and middle</p>

Critical Element	SEA Response
	<p>grade schools and graduation rate for high schools) and document that at least 95% of the eligible members of the group participated in the assessment. The combined group or any subgroup makes Safe Harbor when it decreases the percent of students performing below proficient by 10%. In determining the percent of decrease in students performing below proficient a positive only confidence interval shall be established at the 0.75 level. The application of the confidence interval intends to assure greater reliability and validity of results when a school makes positive increases in student performance. (End of Amendment 2004)</p> <p>The reader may refer to the attachment that provides a complete plan for all students reaching proficiency by 2013-2014.</p>
3.2c What are the State's intermediate goals for determining adequate yearly progress?	Arkansas will establish equal incremental annual objectives/goals, thus intermediate goals are not needed.
4.1 How does the State Accountability System make an annual determination of whether each public school and LEA in the State made AYP?	<p>In keeping with the process described in Section 3 above, the SEA will determine AYP for each school, LEA and the State on an annual basis. Reporting to schools and publishing of the annual report card will continue on an annual basis. These determinations will include the composite population (all) and each of the disaggregated groups as described in Section 5.1.</p> <p>(Amendment 2004)</p> <p>Determining AYP for Districts</p> <p>The SEA will determine AYP for each local district in the following way.</p> <p>Determine the collective status for all the schools within a district within each grade-level grouping (K-5; 6-8, and 9-12)</p> <p>Determine the district percent of participation across each grade-level group.</p> <p>A district shall be in School Improvement when all levels within a district fail to meet standards for two consecutive years in the same subject. A district having status of School Improvement shall be removed from that status when any one level meets the standards for two consecutive years in that subject. (End of Amendment 2004)</p>

Critical Element	SEA Response
<p>5.1 How does the definition of adequate yearly progress include all the required student subgroups?</p>	<p>The SEA has established the following subgroups to be included in the annual AYP process in addition to all eligible students (combined population):</p> <ul style="list-style-type: none"> Economically Disadvantaged Racial/Ethnic Students with Disabilities LEP Students <p>Within the Racial/Ethnic subgroup the following major racial groups will be considered:</p> <ul style="list-style-type: none"> Caucasian African American Hispanic <p>The data from the Home Language Survey suggests that the number of Asian students in Arkansas schools is so small that upon disaggregation the number of data elements would not be sufficient to meet the established n=40 for AYP purposes. Also, the number of Native American students is so small that this subgroup will not meet reporting criteria nor criteria for accountability purposes. Therefore Arkansas opts not to include Asian as a separate subgroup for disaggregation.</p> <p>(Amendment 2006)</p> <p>For the 2005 – 2006 school year, the State will establish a separate subgroup for students displaced as a result of hurricanes Katrina and/or Rita. These students will participate in the state assessment program and count toward the 95% requirement for participation. The students would only appear in this subgroup for NCLB reporting and accountability purposes and not in any other subgroup to which they would usually belong. A special coding for displaced students was added to the Arkansas Public School Computer Network (APSCN) reporting system. APSCN reports that 2200 displaced students are currently enrolled in Arkansas public schools. In addition, a one-time code for displaced</p>

Critical Element	SEA Response
	<p>students was added to the assessment answer documents. The SEA is well equipped to track each student relocated to the state due to this exceptional circumstance. (End of Amendment 2006)</p>
<p>5.3 How are students with disabilities included in the State's definition of adequate yearly progress?</p>	<p>SEA policy dictates that all students with disabilities must participate in the assessment system and in ACTAAP. Depending on the student's IEP, testing accommodations may be allowed or an alternate assessment may be administered. In either case a student's assessment is scored and that score becomes part of the total assessment for the school and for any appropriate subgroup.</p> <p>The Alternate Portfolio Assessment System for students with disabilities provides an opportunity for students with severe disabilities to be included in the state assessment system. Instead of taking traditional paper and pencil tests, which are inappropriate for this population of students, the portfolio allows the performance of students with disabilities to be evaluated on tasks related to the content standards but leveled with the student's performance limitations.</p> <p>This portfolio system assesses student learning over time; encourages authentic, challenging tasks for students with disabilities; allows instructors and students to determine which work samples to include in the portfolio; requires linkage of student work to the Arkansas Content Standards; and promotes improvement of educational opportunities for students with disabilities.</p> <p>The portfolios are scored by outside evaluators. Each is assessed on its own merits according to a rigid scoring rubric. There are presently five (5) functioning levels in the scoring system. These are rated as: Independent; Functional Independence; Supported Independence; Emergent; and Not Evident.</p> <p>The Independent level is assigned as the highest level of scoring. Students at this level demonstrate performance well beyond the Functional Independence Level. They demonstrate mastery of authentic, age-appropriate and challenging tasks in multiple settings. They can apply established literacy or mathematics skills to real world situations on their own. They can generalize learned skills to solve new challenges. Achievement scored at the Independent level on an alternate portfolio</p>

Critical Element	SEA Response
	<p>assessment for students with severe disabilities is representative of an proficient score.</p> <p>Representatives from the Special Education Unit serve on all teams that work on the scoring, reporting and AYP determination component. Continuing advice from those specialists inform the SEA and LEAs as necessary to assure full compliance with the inclusion of students with disabilities.</p> <p>(Amendment 2004)</p> <p>Arkansas proposes to adopt pending guidance that will allow up to 1% of students with disabilities who participate in the alternate assessment to use the rating of Independent as being proficient on the regular assessment. Ratings of Functional Independence and Supported Independence will equate to basic and Emergent and Not Evident will equate to below basic. (End of Amendment 2004)</p> <p>(Amendment 2007)</p> <p>Based on the 2006 Peer Review of the Arkansas Standards and Assessments, the Arkansas Department of Education was required to establish two (2) performance levels for students with disabilities alternate portfolio as Advanced and Proficient. Independent will equate to Advanced and Functional Independence will equate to Proficient. The performance levels were approved by the State Board of Education. (End of Amendment 2007)</p> <p>(Amendment 2004)</p> <p>Additional Guidance for Students with Disabilities</p> <p>Arkansas intends to invoke the recent flexibility afforded states for students having the most significant cognitive disabilities. All students with disabilities must participate, with or without accommodations, in the Criterion-Referenced Tests (Benchmark for grades 3, 4, 5, 6, 7, and 8; End-of-Course Algebra and Geometry, if taking those courses; grade 9 Math; End-of-Course Literacy for grade 11), or in the Alternate Portfolio</p>

Critical Element	SEA Response
	<p>Assessment System for those students determined to have a significant cognitive disability. The determination for the type of assessment is prescribed in the student's Individual Education Plan (IEP).</p> <p>The Alternate Portfolio Assessment System in Arkansas for the Benchmark exams in grades 3 through 8 and high school subjects (mathematics and literacy) is designed for and administered to those students with disabilities who have been determined by their Individualized Education Program (IEP) teams to be students with a significant cognitive disability. The decision for a student's participation in the Alternate Portfolio Assessment is an IEP team decision based on the defined needs and associated academic/behavioral performance deficiencies of the student. It is not a decision made by the school administration.</p> <p>The term "significant cognitive disability" is not a new separate category of disability. It is a designation given to a small number of students with disabilities for purposes of their participation in the statewide student assessment program. For a student to be classified as having a significant cognitive disability for purposes of participation in the Alternate Portfolio Assessment System, the IEP team must consider the following statements.</p> <p>The student's demonstrated cognitive functioning and adaptive behavior in the home, school, and community environments are significantly below age expectations, even with program modifications, adaptations and accommodations.</p> <p>The student's course of study is primarily functional and life-skills oriented.</p> <p>The student requires extensive direct instruction and/or extensive supports in multiple settings to acquire, maintain, and generalize academic and functional skills necessary for application in school, work, home, and community environments.</p> <p>The student demonstrates severe and complex disabilities and poor adaptive skills levels (determined to be significantly below age expectations by that student's comprehensive assessment) that essentially</p>

Critical Element	SEA Response
	<p>prevent the student from meaningful participation in the standard academic core curriculum or achievement of the academic content standards established at grade level.</p> <p>The student's disability causes dependence on others for many, if not all, daily living needs, and the student is expected to require extensive ongoing support in adulthood.</p> <p>The student's inability to complete the standard academic curriculum at grade level is not primarily the result of the following:</p> <p>Excessive or extended absences, poor attendance, or lack of instruction;</p> <p>Sensory (visual or auditory) or physical disabilities; emotional-behavioral disabilities; or a specific learning disability;</p> <p>Social, cultural, linguistic or economic differences;</p> <p>Below average reading level;</p> <p>Low achievement in general;</p> <p>Expectations of poor performance;</p> <p>Disruptive behavior;</p> <p>The student's IQ;</p>

Critical Element	SEA Response
	<p>The anticipated impact of the student’s performance on the school/district performance scores; and</p> <p>The student’s disability category, educational placement, type of instruction, and/or amount of time receiving special education services.</p> <p>Arkansas will allow students completing the alternate portfolio assessments who score at the independent and functional independent (Amendment 2007) level to be counted as proficient for accountability purposes up to a maximum number of 1% of the total number of students tested in the tested grades. This cap shall apply at the district and state levels only. This will accommodate districts that opt to serve the most profoundly handicapped students at one site rather than have them dispersed throughout a district.</p> <p>Any local district documenting more than 1% of its population meeting the established criteria for significantly cognitive disabled may apply to the SEA for a waiver of the 1% maximum. The SEA may grant a waiver to the district where it is educationally justified as long as the aggregate number of cognitively disabled students in the state does not exceed 1% of the state’s total student population in tested grades. Should requests for waivers of the 1% maximum exceed 1% of the state’s student population in tested grades, then each LEA requesting a waiver will receive a proportional share of the requested waiver so as not to exceed the state maximum. Based on current data, the state does not expect to request a waiver at the state level for the 1% cap. (End of Amendment 2004)</p> <p>(Amendment 2005)</p> <p>Students with disabilities frequently do not complete graduation requirements in the traditional four-year pattern. Thus, those students who fail to graduate in the allotted time are counted against the school when determining the graduation rate. Students with disabilities who follow an individual education plan and who graduate from high school in five years or six years may be counted as meeting graduation requirements for the purposes of determining adequate yearly progress. (End of Amendment 2005)</p>

Critical Element	SEA Response
	<p>(Amendment 2008)</p> <p>A student may continue to be identified in the students with disabilities subgroup for up to two years after exiting the special education program under IDEA. (End of Amendment 2008)</p>
<p>5.4 How are students with limited English proficiency included in the State's definition of adequate yearly progress?</p>	<p>SEA policy dictates that all students with limited English proficiency must participate in the assessment system and in ACTAAP. Depending on the student's language proficiency, testing accommodations may be allowed. A student's assessment is scored and that score becomes part of the total assessment for the school and for any appropriate subgroup.</p> <p>SEA staff who specialize in education of ESL students serve and advise on the scoring, reporting and AYP determination component. Continuing advice from such specialists inform the SEA and LEAs as necessary to assure full compliance with the inclusion of students for which English is not their primary language.</p> <p>Arkansas is an English-only state, which means that assessments are provided only in English; however, accommodations are available.</p> <p>(Amendment 2004)</p> <p>In keeping with the Secretary's Dear Colleague letter dated February 20, 2004, Arkansas incorporates the flexibility afforded states in the implementation of accountability measures specifically applied to Limited English Proficient (LEP) students. The flexibility is particularly important for Arkansas schools for the following reasons:</p> <p>The most recent home language survey conducted by the Arkansas Department of Education reveals a minimum of 89 different languages spoken by recent immigrants who are currently enrolled in Arkansas public schools.</p> <p>In recent years Arkansas is reported as having the greatest increase in</p>

Critical Element	SEA Response
	<p>LEP students of any state in the United States.</p> <p>There is a severe shortage of highly qualified teachers who are trained to teach English as a second language programs.</p> <p>The SEA amends the accountability workbook in the following ways:</p> <p>Extended Participation of LEP Students</p> <p>The Home Language Survey (HLS) is administered to all students upon initial enrollment, and those determined to be Language Minority (LMS-- Language Minority Student) are administered an English proficiency placement assessment (currently, the MAC II Form-A, and the LAS is used). Students who do not score at the fully-proficient levels in reading, writing, speaking, listening and comprehending English are classified as ELL/LEP (English Language Learners/Limited English Proficient).</p> <p>An LEP student may continue to be identified as a member of this subgroup for determining accountability for one or two additional years after that student has attained English proficiency as determined by the MAC II or future assessment adopted by the Arkansas State Board of Education for determining English proficiency. During these years, the student is not required to take the English proficiency assessment.</p> <p>(Additional information 2008)</p> <p>Minimum criteria for exit and reclassification of LEP students enrolled in ESL programs and required elements for language placement and assessment committee (LPAC) and parent notification</p> <p>1. Student Information</p> <p>School and District</p> <p>First Name</p>

Critical Element	SEA Response
	<p>Last Name</p> <p>Grade</p> <p>Identification Number</p> <p>Spring English Language Proficiency Assessment (ELPA) Proficiency Level 5 (ELDA)</p> <ul style="list-style-type: none"> -Speaking Level 5 (ELDA) -Listening Level 5 (ELDA) -Reading Level 5 (ELDA) -Writing Level 5 (ELDA) -Comprehension (Listening and Reading) Level 5 (ELDA) <p>*Student must score Level 5 (ELDA) in all five domains of the spring English Language Proficiency Assessment (ELPA).</p> <p>Previous Year's Grades for:</p> <ul style="list-style-type: none"> -English Language Arts -Mathematics -Social Studies -Science <p>*Student must earn a grade of "C" or above in all core subject areas.</p> <p>Standardized Achievement Scores</p> <ul style="list-style-type: none"> -CRT Literacy and Mathematics or NRT <p>*Student must score Proficient or Advanced on the CRT (Arkansas Benchmark or End of Course</p>

Critical Element	SEA Response
	<p>Exams) or score at or above the 40th percentile on the NRT.</p> <p>Recommendations for exit or reclassification from current teachers</p> <p>*At least two current teachers recommend exit or reclassification based on the criteria above.</p> <p>The decision to exit or reclassify the LEP student from the ESL program must be made on an annual basis by the Language Placement Assessment Committee (LPAC) following a review of Spring English Language Proficiency Assessment (ELPA) results.</p> <p>NOTE: Documentation is required on all LEP students during enrollment in the ESL program and for two years after exiting the ESL program. Each student's progress should be reviewed and documented on a yearly basis by the school's LPAC.</p> <p>Districts are required to monitor and to provide assistance to English language learners for two years after exiting the ESL program, according the Federal Law under Title III of NCLB.</p> <p>ADE utilizes a data collection system (TRIAND) that tracks ELL student scores on mandated English language proficiency assessments and student scores on mathematics and reading/language arts assessments as required under Title I. Formerly classified ELL/LEP students are tracked for two years as members of this subgroup for determining accountability. (End 2008)</p> <p>Assessment in English Proficiency and/or Reading/Literacy</p> <p>LEP students who are in their first year of enrollment in a U.S. school shall be required to take the English proficiency assessment. The local district, after determining English proficiency with this assessment and other valid and reliable screening and/or placement instruments, may exercise an option that the student not participate in the reading/literacy assessment.</p>

Critical Element	SEA Response
	<p>Further, if the student takes the reading/literacy assessment with accommodations as necessary, the district may decide not to include that student's literacy score(s) for the total group or any subgroup when determining the school and/or district AYP performance rating. Any student who takes the English proficiency assessment or the reading/literacy assessment may be counted as part of the required 95% assessment participation requirement for reading.</p> <p>Assessment in Mathematics</p> <p>All LEP students shall be required to take the appropriate mathematics assessment, with accommodations as necessary. However, the local district may opt not to include any student in his/her first year of enrollment in a U.S. school as part of the total group or any subgroup's AYP determination for that year. When these students take the mathematics assessment, then they are counted as participants toward meeting the 95% assessment participation requirement for AYP determination in mathematics.(End of 2004 Amendment)</p>
<p>5.5 What is the State's definition of the minimum number of students in a subgroup required for reporting purposes? For accountability purposes?</p>	<p>For reporting purposes, the SEA has established a minimum number of 10 students per reporting unit as the lower bound. This provided protection of the individual identity for students included in a subgroup.</p> <p>For accountability purposes, the SEA proposes that a minimum of 25 data points be available within any subgroup before that subgroup's AYP is determined independently. The 25 data points would be determined as described in Section 3 above looking across the tested grades in a school and over the three years. The SEA is assured that no school, even those with very small enrollments, will be eliminated for accountability purposes by the requirement to have 25 data elements when calculations are made for the total population (ALL). There will be subgroups across the grade spans that will not be reported due to 25 requirement.</p> <p>(Amendment 2004)</p> <p>The minimum number of students in group or subgroup for a school or a district shall be the following:</p>

Critical Element	SEA Response
	<p>For schools/districts having enrollment of 800 or less, the minimum number for accountability purposes shall be 40.</p> <p>For schools/districts having enrollment greater than 800 the minimum number for accountability purposes shall be 5% of the Average Daily Membership not to exceed 200.</p> <p>For determining enrollment, the SEA shall use the average daily membership for the first three quarters of the previous school year.</p> <p>(End of 2004 Amendment)</p>
<p>5.6 How does the State Accountability System protect the privacy of students when reporting results and when determining AYP?</p>	<p>The SEA is foremost concerned with the protection of the individual privacy of all students in the ACTAAP system. Section 5.5 above notes that subgroups of fewer than 10 members are not reported.</p> <p>Additionally, student tracking in the student information system is by assigned ID number, not student name.</p>
<p>6.1 How is the State's definition of adequate yearly progress based primarily on academic assessments?</p>	<p>Four independent factors ultimately contribute to a school's AYP progress.</p> <p>Student assessment in mathematics and reading/language arts</p> <p>95% of all eligible students participation in the academic assessments</p> <p>At least one additional indicator</p> <p>Safe Harbor provision for subgroups</p> <p>Academic Assessments</p> <p>The accountability components and the assessment system will begin with the 2001-2002 school year. Initially, assessments are in place in the content areas of mathematics and reading/language arts in the following grades: Grade 4, Grade 6, Grade 8 and in the content areas of Algebra I, Geometry and Literacy at the high school.</p>

Critical Element	SEA Response
	<p data-bbox="583 491 797 520">Additional Grades</p> <p data-bbox="583 556 1458 764">Assessments were constructed in mathematics and reading/language arts for Grade 3, Grade 5 and Grade 7. Test items for those assessments were field tested during the 2003-2004 school year with the first regular administration in 2004-2005. Proficiency levels were established following the established policy. Student scores at those additional grades will be reported for the first time in August 2005 and additions to the AYP determination will be made.</p> <p data-bbox="583 863 802 892">Testing in Science</p> <p data-bbox="583 928 1455 1073">Committees were formed during the 2003-2004 school year to begin the development of an assessment in science. Three grade levels were developed initially – one for primary, one for middle, and an end-of-course test in biology to be administered Grade 10 or whenever a student successfully completes that course.</p> <p data-bbox="583 1171 1458 1289">The first regular administration of the science benchmark test will be in the spring of school year 2006-2007 and the first administration of high school biology will be in the spring of school year 2007-2008. At that time the full assessment system as currently planned will be operational.</p> <p data-bbox="583 1388 1458 1656">Each year a school's placement will be determined completely by academic performance for the total enrollment and the enrollment of each subgroup. Should the total enrollment make the expected gain, but one or more of the subgroups fail to do so, the "safe harbor" test will be applied to those subgroups. If the safe harbor test holds, then the academic requirement will be satisfied. Additionally, a school will not be considered to have made AYP for any given year if the 95% participation rate is not documented and if the school cannot document progress on the other indicator.</p> <p data-bbox="583 1755 813 1785">(Amendment 2005)</p> <p data-bbox="583 1820 1458 1873">Through the 2004-2005 school year, adequate yearly progress was based on criterion-referenced assessments in literacy and mathematics at</p>

Critical Element	SEA Response
	<p>Grades 4, 6 and 8, Grade 11 literacy and end-of-course tests in Algebra I and Geometry. Additionally, the state administers alternate assessments based on the content standards for students with disabilities. Adequate yearly progress is primarily based on student performance on these assessments.</p> <p>Revision of Literacy Content Standards and Exams</p> <p>On February 9, 2004, the State Board of Education adopted revised frameworks for English/Language Arts. These frameworks and subsequent content standards introduced grade-specific student learning expectations as opposed to standards for grade-level clusters. Subsequently, the Literacy Benchmark exams for grades 4, 6 and 8 and the Grade 11 Literacy exam were revised to reflect the new frameworks and content standards. This work of revising the tests was completed prior to March 2005, resulting in new tests for each of the identified grade levels and new tests for Grades 3, 5 and 7. These new tests were administered in March 2005 for the first time.</p> <p>Revisions in the tests include new items added based on revised literacy content standards and a change in weighting for the writing rubric. The weighting change was made at the recommendation of the Technical Advisory Committee.</p> <p>Upon the state's receiving student scores, a standards setting process will occur to establish performance levels. The standards setting must occur prior to the State having data from which to determine Adequate Yearly Progress for the 2005-2006 school year.</p> <p>Testing Additional Grades</p> <p>Beginning with the 2004-2005, school year additional performance assessments were administered to all students in Grades 3, 5 and 7 in both literacy and mathematics. Literacy tests were based on the revised frameworks and content standards and the mathematics tests for those grades continue to be based on previously reviewed and approved frameworks and content standards. With these added grades, all students</p>

Critical Element	SEA Response
	<p>in Grades 3 through 8 are tested in both literacy and mathematics in the Spring 2005. (Note: this is the first year for Benchmark testing of these grades and these tests are administered one year earlier than required under NCLB.)</p> <p>Students with cognitive disability so identified in an individual education plan may test via a portfolio assessment with performance standards consistent with the regular assessment. Literacy portfolios for 2004-2005 reflect revised literacy content standards.</p> <p><i>Determining AYP in a Timely Manner for 2005-2006</i></p> <p>AYP determination in mathematics based on spring 2005 assessments for the 2005-2006 school year were calculated in the same manner as for the recent years, specifically to use only assessments from Grades 4, 6, 8, Algebra I, and Geometry.</p> <p>AYP determinations for literacy shall be based on spring 2005 assessments for the revised tests for Grades 4, 6, and 8 and Grade 11 Literacy – previously described – with new standards which will not be determined until some time after the opening of school.</p> <p>Once AYP determination is made, the SEA will immediately notify schools of the final status.</p> <p><i>Interim Notification of Schools Required to Offer Choice and Supplemental Services</i></p> <p>The SEA notified schools prior to the close of school for the 2004-2005 year of the revision required in standard setting for the literacy exam for Grades 4, 6, and 8 and high school Grade 11 and the timeline for final determination of AYP. With that notification schools that failed to made adequate yearly progress for two or more years (previously designated in school improvement but did not make progress) were informed that</p>

Critical Element	SEA Response
	<p>regardless of the outcome of the assessments they were required to provide choice options and supplemental services, where applicable, with the opening of school in August. There are 137 of those schools.</p> <p>The SEA notified schools who failed to made adequate yearly progress for one year (95 schools) and those previously identified in school improvement but made adequate yearly progress in 2005-2006 (169 schools) prior to the close of the school year for the 2004-2005 year of the pending delay in final AYP determination. The SEA advised these schools that they should immediately notify students of supplemental services and/or choice options should the new AYP determination show that the school failed to make adequate yearly progress.</p> <p>Next Steps</p> <p>This schedule of implementation maintains literacy tests in Grades 4, 6, and 8 and high school Grade 11 with new literacy standards and mathematics tests in Grades 4, 6, and 8 and high school Algebra I and Geometry for determining adequate yearly progress for the 2005-2006 school year. This allowed a year for the SEA and its technical advisors to extend the AYP model to include all grades (Grades 3 through 8 and high school end of course tests) and to complete necessary redesign of the software to reflect the additional grades. This also provided a year of maturity of the administration and scoring of the new tests for the additional tested grades before integrating them into the adequate yearly progress model. This schedule provided for full implementation of the assessment system in keeping with NCLB legislation beginning with the 2006-2007 school year. (End of Amendment 2005)</p>
<p>7.1 What is the State definition for the public high school graduation rate?</p>	<p>The computation of graduation rate is a four-year model that tracks student enrollment by cohort groups, beginning with a ninth grade cohort and following their progress through Grade 12. Students who drop out and subsequently complete the GED program are counted as a drop out and are not counted as a high school graduate.</p> <p>Graduation Rate (also known as Completion Rate)</p> <p>The graduation rate is used to track the progress of the same cohort of students as they enter the ninth grade and graduate four years later. The</p>

Critical Element	SEA Response
	<p>data elements for this calculation are accumulated over a four-year period</p> <p>Step 1: Dropout rates for each affected grade for each year are calculated first. The dropout rate is found by dividing the number of students who dropped out of that grade by October 1 enrollment for that grade.</p> <p>Step 2: Completion rates for each affected grade for each year are calculated. This rate is found by subtracting the grade's dropout rate from one (1).</p> <p>Step 3: Completion rates for each of the four grades are multiplied together.</p> <p>Step 4: The results in Step 3 are multiplied by 100.</p> <p>Sample Calculation</p> <p>Step 1: Calculate dropout rates for each affected grade for each year.</p> <p>Assume number of dropouts for 95-96 9th graders is 1 and that the Oct 1, 1995 enrollment is 56.</p> <p>95-96 9th grade dropout rate is $1/56 = .0179$</p> <p>Assume number of dropouts for 96-97 10th graders is 2 and that Oct 1, 1996 enrollment is 60.</p> <p>96-97 10th grade dropout rate is $2/60 = .0333$</p> <p>Assume number of dropouts for 97-98 11th graders is 4 [Dec dropout report] and that the Oct 1, 1997 enrollment is 54. [APSCN cycle 2].</p> <p>97-98 11th grade dropout rate is $4/54 = .0741$</p> <p>Assume number of dropouts for 98-99 12th graders is 3 [APSCN cycle 4] and that the Oct 1, 1998 enrollment is 57. [APSCN cycle 2]</p> <p>98-99 12th grade dropout rate is $3/57 = .0526$</p>

Critical Element	SEA Response												
	<p>Step 2: Calculate each year's completion rate.</p> <p>95-96: $(1 - .0179) = .9821$ 96-97: $(1 - .0333) = .9667$ 97-98: $(1 - .0741) = .9259$ 98-99: $(1 - .0526) = .9474$</p> <p>Step 3: Multiply all completion rates together.</p> <p>$(.9821)(.9667)(.9259)(.9474) = .8328$</p> <p>Step 4: Multiply the results in Step 3 by 100.</p> <p>$(.8328)(100) = 83.3\%$ graduation rate</p> <p>The reader is referred to the attachment for a full definition along with an example of the model applied. Also the reader may refer to the ADE Website where all definitions of the Report Card are maintained.</p> <p>http://www.as-is.org/reportcard/calculations.html#attend</p> <p>The mean graduation rate for the state is 86.7 percent.</p> <hr/> <p><u>Graduation Rate</u></p> <table style="width: 100%; border-collapse: collapse;"> <tr> <td style="width: 60%;">Mean</td> <td style="text-align: right;">86.74167</td> </tr> <tr> <td>Standard Error</td> <td style="text-align: right;">0.54649</td> </tr> <tr> <td>Median</td> <td style="text-align: right;">88.4</td> </tr> <tr> <td>Mode</td> <td style="text-align: right;">100</td> </tr> <tr> <td>Standard Deviation</td> <td style="text-align: right;">9.652942</td> </tr> <tr> <td>Sample Variance</td> <td style="text-align: right;">93.17929</td> </tr> </table>	Mean	86.74167	Standard Error	0.54649	Median	88.4	Mode	100	Standard Deviation	9.652942	Sample Variance	93.17929
Mean	86.74167												
Standard Error	0.54649												
Median	88.4												
Mode	100												
Standard Deviation	9.652942												
Sample Variance	93.17929												

Critical Element	SEA Response																
	<table style="width: 100%; border-collapse: collapse;"> <tr> <td style="width: 60%;">Kurtosis</td> <td style="text-align: right;">4.501843</td> </tr> <tr> <td>Skewness</td> <td style="text-align: right;">-1.52748</td> </tr> <tr> <td>Range</td> <td style="text-align: right;">64.2</td> </tr> <tr> <td>Minimum</td> <td style="text-align: right;">35.8</td> </tr> <tr> <td>Maximum</td> <td style="text-align: right;">100</td> </tr> <tr> <td>Sum</td> <td style="text-align: right;">27063.4</td> </tr> <tr> <td>Count</td> <td style="text-align: right;">312</td> </tr> <tr> <td><u>Confidence Level(95.0%)</u></td> <td style="text-align: right;"><u>1.075285</u></td> </tr> </table>	Kurtosis	4.501843	Skewness	-1.52748	Range	64.2	Minimum	35.8	Maximum	100	Sum	27063.4	Count	312	<u>Confidence Level(95.0%)</u>	<u>1.075285</u>
Kurtosis	4.501843																
Skewness	-1.52748																
Range	64.2																
Minimum	35.8																
Maximum	100																
Sum	27063.4																
Count	312																
<u>Confidence Level(95.0%)</u>	<u>1.075285</u>																
	<p>The above statistics for 2001-2002 indicate that the standard deviation for these data is 9.65. Schools for which the graduation rate is more than one standard deviation below the mean will not meet adequate yearly progress and thus would not be allowed to invoke the safe harbor provision for subgroups</p> <p>(Amendment 2004)</p> <p>Schools that have data below the lower bound of the confidence interval will be determined to have met the improvement goal for this indicator if they make positive gain toward the established goal as compared to the previous year. (End of Amendment 2004)</p> <p>(Amendment 2005)</p> <p>Students with disabilities who are following an individual education plan and have not completed graduation requirements after the traditional four years, may be counted as a high school graduate for adequate yearly progress purposes if, during the fifth or sixth year consistent with the student's IEP, the student continues the enrollment and meets graduation requirements for a regular diploma. (End of Amendment 2005)</p>																

Critical Element	SEA Response																						
<p>7.2 What is the State's additional academic indicator for public elementary schools for the definition of AYP? For public middle schools for the definition of AYP?</p>	<p>The additional indicator for both elementary and middle schools is percentage of attendance. This percent is calculated by dividing the three-quarter average daily attendance (ADA) by the three-quarter average daily membership (ADM). [APSCN cycle 7]</p> <p>Data for this indicator are collected for each school by the student information system and aggregated and reported as part of the State report card.</p> <p><i>The mean attendance rate for the state is 92.8.</i></p> <p>http://www.as-is.org/reportcard/calculations.html#attend</p> <hr/> <p><u>Attendance Rate</u></p> <hr/> <table data-bbox="581 1213 1010 1877"> <tbody> <tr> <td>Mean</td> <td>93.00769</td> </tr> <tr> <td>Standard Error</td> <td>0.094368</td> </tr> <tr> <td>Median</td> <td>92.85</td> </tr> <tr> <td>Mode</td> <td>93.4</td> </tr> <tr> <td>Standard Deviation</td> <td>1.666872</td> </tr> <tr> <td>Sample Variance</td> <td>2.778462</td> </tr> <tr> <td>Kurtosis</td> <td>2.976071</td> </tr> <tr> <td>Skewness</td> <td>1.044288</td> </tr> <tr> <td>Range</td> <td>11.5</td> </tr> <tr> <td>Minimum</td> <td>88.5</td> </tr> <tr> <td>Maximum</td> <td>100</td> </tr> </tbody> </table>	Mean	93.00769	Standard Error	0.094368	Median	92.85	Mode	93.4	Standard Deviation	1.666872	Sample Variance	2.778462	Kurtosis	2.976071	Skewness	1.044288	Range	11.5	Minimum	88.5	Maximum	100
Mean	93.00769																						
Standard Error	0.094368																						
Median	92.85																						
Mode	93.4																						
Standard Deviation	1.666872																						
Sample Variance	2.778462																						
Kurtosis	2.976071																						
Skewness	1.044288																						
Range	11.5																						
Minimum	88.5																						
Maximum	100																						

Critical Element	SEA Response
<p>9.1 How do AYP determinations meet the State's standard for acceptable reliability?</p>	<p>SEA efforts to make the data more stable and increase the reliability of data are linked to the use of the rolling average – combining three years of data along with linking across the tested grades in the school.</p> <p>The SEA also believes the option of the “safe harbor” provision for subgroups may further enhance the overall reliability of the AYP determination.</p> <p>The proposed methodology for calculating and reporting AYP is new and will be observed, monitored and adjusted as warranted. Reliability is best established in such a system when it performs well over time. The SEA assures that it will monitor the results on a continuing basis for data or trends that seem inconsistent.</p> <p>The Office of Research Measurement and Evaluation at the University of Arkansas will also exercise its own reliability checks on data as it works with the SEA and schools in providing continuing professional development.</p>
<p>9.2 What is the State's process for making valid AYP determinations?</p>	<p>The SEA has established the following system of review and appeal should a school or LEA believe the sanctions or determination of AYP is errant.</p> <p>The school/LEA reports contested AYP determination to the SEA.</p> <p>An appeals panel reviews the appeal and responds to the school/LEA.</p> <p>Should this determination warrant further appeal on the part of the school/LEA, a formal letter of appeal is made to the Commissioner of Education. The Commissioner may review, seek advice from ORME and the appeal's panel, and make a determination.</p> <p>The school/LEA may make final appeal to the State Board of Education, whose decision is final.</p>
<p>9.3 How has the State planned for incorporating into its definition of AYP anticipated changes in assessments?</p>	<p>The response to Section 6.1 describes the developmental process and proposed inclusion of additional assessments into the AYP system.</p> <p>(Amendment 2005)</p>

Critical Element	SEA Response
	<p>The SEA meets on a regular basis with two technical advisory committees. One committee focuses on assessment elements and is guiding decisions for revisions to the performance standards and vertical equating which will increase the reliability and validity of the system. The work of the committee is continuous and on-going and links test development with standard setting and assists the SEA in implementing the contractual agreement with the test development contractor. A second committee focuses on accountability issues thus giving another dimension to overall reliability of the assessment system. Although these groups function independently, there is an overlapping of membership. The work of these committees helps make the changes in the assessment system seamless and assure that requirements of NCLB will be met in a timely manner.</p> <p>By having the tests fully implemented one year prior to the required timeline, the tests and performance determinations can mature and the system can adjust the model as necessary to accommodate additional tested grades.</p> <p>On February 14, 2005, the State Board of Education adopted new frameworks and content standards for mathematics. These new standards are grade specific and will require modifications in the mathematics assessment, which are projected for the spring 2006 administration. Following that assessment the SEA will be required to engage in a new standard setting process to assure proper alignment and vertical equating of the new mathematics assessments. It is projected that a similar timeline for standard setting will be required in the summer of 2006 prior to using those data to determine adequate yearly progress for 2006-2007. (End of Amendment 2005)</p>
<p>10.1 What is the State's method for calculating participation rates in the State assessments for use in AYP determinations?</p>	<p>Each school in the state is bound to test 100% of the students enrolled at the time State tests are administered. Students will take either the regular test, the regular test with accommodations, or the alternate assessment for students with disabilities. The State's student information system will be used to determine participation rates. It has been determined that a student must be enrolled in a school on October 1 of the school year for which an assessment is used to determine AYP for that school. Also, each student eligible for consideration in the AYP determination must have been in continuous enrollment for the "school year" or at least until the week that tests are administered. To make these eligibility determinations, the SEA will devise a system to begin in 2003-2004 that will require each school to track and report students continuously enrolled and make that determination in the student record.</p>

Critical Element	SEA Response
	<p>The details of that tracking will be determined prior to the administration of the test in the spring of 2004. This tracking system will be managed through the State Data Information System. This procedure will be used to determine the number of students that must be accounted for in each school.</p> <p>Students whose continuous enrollment may be disrupted due to disciplinary action such as short-term expulsion or assignment to an alternative school site for a prescribed period of time will be tested and those scores will be used in the AYP determination for the school of record.</p> <p>The SEA amends this section of the Workbook by providing an option for schools to utilize a three-year average of the percentage of students completing the assessment in addition to the current year percentage. A school may consider the three-year average when the current year data fail to meet the performance standard.</p>
<p>10.2 What is the State's policy for determining when the 95% assessed requirement should be applied?</p>	<p>Once tests are administered, a comparison will be made as to the number of completed tests, including the number who took the regular test with accommodations and the number completing the alternate portfolio assessment, in relation to the number enrollment at the school on the day the tests are administered. The SEA will determine the percent of students completing the tests to determine if that percentage is equal to or greater than 95%.</p> <p>It is the State's policy that schools in which the percentage tested falls below the 95% level may not invoke the safe harbor provision as applied to subgroups.</p>

(Amendment 2004)

The SEA amends the Workbook to establish policy for accountability of schools/districts under consolidation or annexation of local school districts and for reconfiguration of schools within a district.

The following section outlines Arkansas' response to legislation enacted during a special session of the Arkansas General Assembly in December 2003 – March 2004. That session enacted legislation that calls for the annexation or consolidation of all districts in Arkansas having a student membership of 350 or fewer. Fifty-seven (57) school districts were impacted. The state continues to implement this legislation, which changes the make-up of a yet undetermined number of schools. What follows outlines Arkansas' plan for addressing the reorganization of schools and continuing to maintain the integrity of the accountability system for the state.

Forming a New School

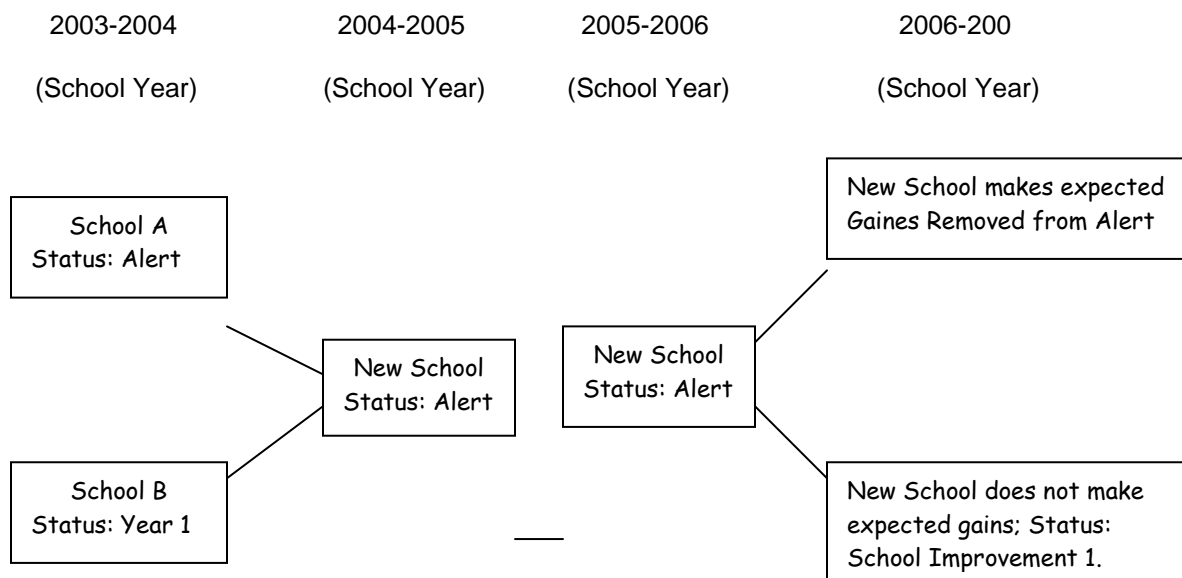
To meet the intent of the No Child Left Behind Legislation and yet recognize the changing demographic pattern of the school, the Arkansas Department of Education proposes to define the conditions under which a school would be considered a "new school." When a school meets the definition of a new school, then an alternate designation for the status of that school will apply.

Definition of a new school: A new school shall be any school, which meets at least one of the following conditions:

1. Two (or more) existing schools close and combine to form a new school.

When two (or more) schools form a new school, the new school will open with the higher status of those schools combining. (e.g. school A has failed to meet adequate yearly progress (AYP) for one year (Alert) and school B has failed to make AYP for two consecutive year (School Improvement I), the new school's status would be Alert. Furthermore the new school shall be continued at the designated status (Alert) for one additional year. At the end of the second year of testing in the new school, if that school fails to make adequate yearly progress, then the status of that school shall be School Improvement I. The performance expectation of the new school shall be based on the appropriate year (as expected of all schools) on the AYP 12-year matrix as approved in the Arkansas Accountability Workbook.

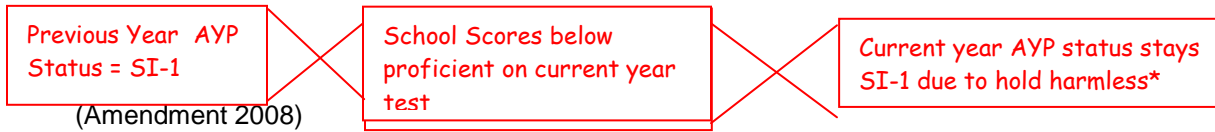
Flow-Chart for Determining Status for New Schools Status 1



2. An existing school increases its number of students by at least 50% when compared to the school's enrollment at the beginning of the previous school year.

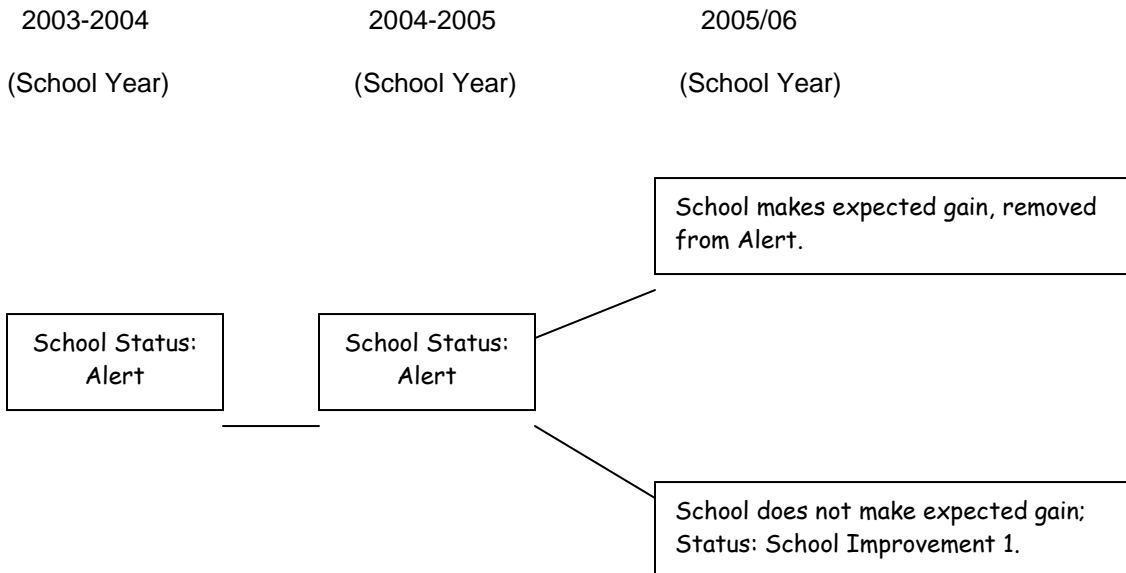
3. An existing school has at least one tested grade added or removed from the school since the previous year's assessment.

The determination of status for schools described in 2 and 3 shall be based on the status of the school before the changes occur.



The new school status may only be applied one time during a three year period.

Flow-Chart for Determining Status for New Schools



(Amendment 2005)

State accountability legislation, specifically Act 35 of the second extraordinary session of the 2003 General Assembly, mandates that school accountability measures consider reporting via a status model and move toward implementation of growth model options. As the State's Advisory panels and the Technical Advisory Committee consider the implementation of this legislation, Arkansas will explore growth models and the role of augmented-norm assessments to determine how such models might be included in the overall accountability structure and how such models may be included in determining adequate yearly progress and school status. (End of Amendment 2005)

(Amendment 2007)

The SEA will implement the growth model as approved by the USDE for the 2007-2008 school year. Schools not meeting AYP by either the status model or the safe harbor model as described in this workbook shall apply the growth model. If the school meets the requirements of the state approved growth model the school will be considered to have meet AYP. (End of Amendment 2007)

(Amendment 2007)

The State Board of Education approved the administration of an augmented criterion-reference assessment system beginning with the spring 2008 test administration. The augmented assessment will replace the current system for grades 3-8. The system will follow the same blueprint, the same performance levels and use the current vertical scale. (End of Amendment 2007)

Calculating AYP Starting Points and Annual Expected Performance Levels

Revised June 2006

Starting Point	K-5	K-5	6-8	6-8	9-12	9-12
	Math	Literacy	Math	Literacy	Math	Literacy
2005-2006	40.00	42.40	29.10	35.20	29.20	35.50

2006-2007	47.50	49.60	37.96	43.30	38.05	43.56
2007-2008	55.00	56.80	46.83	51.40	46.90	51.63
2008-2009	62.50	64.00	55.69	59.50	55.75	59.69
2009-2010	70.00	71.20	64.55	67.60	64.60	67.75
2010-2011	77.50	78.40	73.41	75.70	73.45	75.81
2011-2012	85.00	85.60	82.28	83.80	82.30	83.88
2012-2013	92.50	92.80	91.14	91.90	91.15	91.94
2013-2014	100.00	100.00	100.00	100.00	100.00	100.00